



## DESCRIPTION

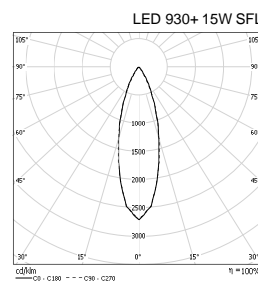
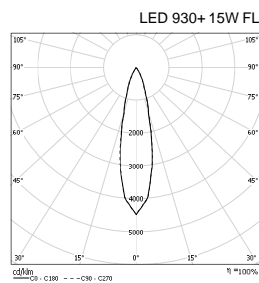
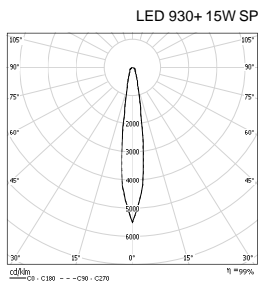
### LUMINAIRE BODY

- Aluminum injection body with a high dissipation performance, COOL TECH technology, warranty of a higher performance and a long lasting product life.
- Stem made of anodized aluminum and equipment-carrier box body in semicrystalline thermoplastics.
- Stem in a bright anodized color.
- Under request custom stem length and body color
- Electronic converter (driver) integrated in the equipment-carrier box.
- Main voltage 220-240V 50/60Hz. F.P:  $\phi = 0,95$
- Installation: for installation on universal single-phase rail updated according to standard.
- Body with an elegant and compact design, created exclusively to integrate high-performance LED light sources.
- The orientation system allows 355° rotation from the vertical axis and 90° tilt from the horizontal one.
- Useful life: L80B50: 70.000 hours/L70B10: 100.000 hours. Ta:25°C

### OPTICS

- Well-defined and clean light beams for an efficient accent lighting in shops, showrooms and sales.
- Textured lens: color consistency throughout the pattern: ring effects are eliminated and the color temperature does not change with the LED emission angle
- FLOOD (24°) and SUPERFLOOD (31°) spotlights with PHI-REFLECTOR® technology, thanks to its facet design it allows a higher control of the light beam with a minimum dispersion of light, obtaining the maximum definition of the projected beam.
- SPOT (15°) configuration, with a smooth reflector with EFFICIENT technology together with FRESNEL lens, which allows to direct light perfectly and eliminates diffuse light around the beam.
- Limitation of light depreciation thanks to the incorporation of a protection diffuser at the light output, the optical component is protected from external agents.
- LED RETAIL EVO special, CRI > 95 color reproduction and a higher selection of binning for a correct color reproduction, free of adding color to White color objects, textile or other materials. Add a special phosphorous that achieves a good balance in the appearance of colors and white

## CURVES



## LUMINAIRE

### LOGAR CSH RETAIL - single-phase rail LED SPOTLIGHT with a special LED RETAIL.-Oxiron black colour

Light source	W	color Temp. (K)	CRI	Output	Kg	Reference
<b>SPOT 15°</b>						
LED930+	15	3.000	95	700 lm	0,7	81101PV09300PPOX
<b>FLOOD 24°</b>						
LED930+	15	3.000	95	950 lm	0,7	81101PV09300FLOX
<b>SUPERFLOOD 31°</b>						
LED930+	15	3.000	95	850 lm	0,7	81101PV09300SFOX

## DIMENSIONS

